

**VEILINGSDATUM / AUCTION DATE**

05.06.2019

KATALOGUS / CATALOGUE

CS34

Tel: +27 41 406 7500

Faks/Fax: +27 41 486 1325

e-Pos/Mail: veseladmin1@ovk.co.zaWeb: www.cmw.co.za**WOLMARKVERSLAG / WOOL MARKET REPORT**

05 Junie / June 2019

MARKANALISE

Op die 34 ste en laaste veiling van die 2018/19 seisoen, het die wolmark in Port Elizabeth die week onveranderd verhandel en die Cape Wools alle wol aanwyser het teen 'n skoonprys van R206.07/kg gesluit. Die Australiese EMI het met 0.9% gestyg. Die Rand het hierdie week 0.6% sterker verhandel teen die Dollar ten tyde van die veiling, maar 0.4% swakker teen die Euro, ooreenstemmend dieselfde tyd van die vorige veiling. Daar was 'n styging vandeeweek van 3.5%, in die 21.5 mikron segment. Goeie kwaliteit medium en fyner wol het hierdie week steeds goeie aandag getrek by kopers. Modiano het hierdie week die grootste hoeveelheid bale gekoop, gevolg deur Standard Wool, Tianyu SA en Stucken. 12 437 Bale is in totaal aangebied, waarvan 91.3% verkoop is. Op die OVK veiling is 4 134 bale aangebied, waarvan 92.7% verkoop is. Die hoogste prys op die OVK veiling, van R185.00/kg, is behaal vir 'n 2 baal lot BH van 18.8 mikron, uit die skeersel van Opperman & Seuns van Frankfort. Die koper was New England. Baie geluk met die prestasie!

VOORUITSIGTE

Hierdie week het die wolmark die effense styging in Australies mark nagevolg en onverander verhandel, ten spyte van 'n effense sterker Rand. Die verbod op uitvoere na China speel egter steeds 'n groot rol en dit word weerspieël in die traagheid in die verhandeling van veral korter wolle. Alhoewel samesprekings tussen SA en China voortgaan, is daar steeds nie 'n oplossing gevind nie en die situasie kan nog onbepaald voortduur. Produsente word daarom steeds aangeraai om, indien enigsins moontlik, hul skeerpatroon aan te pas en eerder 'n langer wol te skeer, aangesien wol van onder 65mm die grootste druk ondervind, omdat dit dié tipes is wat die meeste na China uitgevoer word. In SA is wolontvangstes hierdie week 43% laer as dieselfde week van die vorige seisoen en ge-akkumuleerd, 13.56% minder as die 2017/18 seisoen. 'n Uitbraak van Miltsiekte is in Lesotho bevestig, wat kwarantyn tot gevolg het en dus alle uitvoere van lewende hawe, vesel en vleis verbied. Dit plaas die Lesotho produsente, wat reeds baie swaar kry, onder hernude ekonomiese druk. Produsente in SA moet dus ook verseker dat veetroppe inge-ent is teen siektes soos Slenkdalkoors, Miltsiekte, ens., om sover moontlik te verhoed dat uitbrake ook hier kan voorkom en groot ekonomiese verliese tot gevolg kan hê. Die winter is die ideale tyd vir in-enting van veetroppe en verseker dus dat 'n geïntegreerde entings-en doseringsprogram gevolg word, tesame met voldoende voeding. Die eerste wolveiling van die nuwe wolseisoen, is geskeduleer vir 14 Augustus 2019. Hierdie verslag deur Heinrich Victor, Operasionele Bestuurder Vesel - OVK

MARKET ANALYSES

On the 34th and last auction of the 2018/19 season the wool market in Port Elizabeth traded unchanged and the Cape Wools all wool indicator closed on R206.07/kg (clean). The Australian EMI increased by 0.9%. This week the Rand traded 0.6% stronger against the US Dollar but 0.4% weaker against the Euro, compared to levels during the previous sale. There was an increase this week of 3.5% in the 21.5 micron segment. Good quality medium and finer wools still drew attention amongst buyers this week. Modiano bought the highest number of bales this week, followed by Standard Wool, Tianyu SA and Stucken. 12 437 bales were on offer in total, of which 91.3% were sold. On the OVK auction, 4 134 bales were on offer of which 92.7% were sold. The highest price on the OVK auction, of R185.00kg, was for a 2 bale lot BH of 18.8 microns, from the clip of Opperman & Sons from Frankfort. The buyer was New England. Congratulations on the performance!

FORECAST

This week the wool market followed the slight increase in the Australian market and traded unchanged, in spite of the slightly stronger Rand. The ban on exports to China still plays a significant role though and that is reflected in the slowness in the trade of especially shorter wool. Although negotiations between SA and China is still in progress, no solution is found yet and the situation may continue undetermined. Producers are therefore still advised to, if possible, customize their shearing pattern in order to produce a longer wool, because wools of lengths less than 65mm, are experiencing the highest pressure, for these are the types which are mostly exported to China. In SA, receipts of wool this week is 43% lower compared to the same week of the previous season and accumulated, 13.56% less than the 2017/18 season. An outbreak of Anthrax in Lesotho is confirmed, which resulted in quarantine and therefore a ban is put on all exports of livestock, meat and fibre. That puts the Lesotho producers, who are already suffering, under renewed economic pressure. Producers in SA must also therefore ensure that flocks are vaccinated against diseases such as Rift Valley Fever, Anthrax, etc., in order to prevent outbreaks that could again result in huge economic losses. The winter is the ideal time to vaccinate flocks. Ensure therefore that an integrated vaccination and dosing program is followed and maintained at all times, together with sufficient feeding. The first wool auction for the new season, is scheduled for 14 August 2019. This report by Heinrich Victor, Operational Manager Fibre - OVK




NASIONALE VEILINGSOPSOMMING / NATIONAL AUCTION SUMMARY**SUID-AFRIKA / SOUTH AFRICA**

SUID-AFRIKA / SOUTH AFRICA					KOPERS / BUYERS %			
AANBOD	VERKOPE	VERKOOP	BEWEGING	MARKAANWYSER	Stucken	5.9%	Stand W	24.0%
OFFER	CLEARED	SOLD	MOVEMENT	MARKET INDICATOR	Seg Mas	0.7%	Tianyu SA	18.1%
12 437	11 355	91.3%	0.0%	206.07	Modiano	37.8%		
VOLGENDE AANBOD / NEXT OFFERING					Lempriere	3.3%		
datum / date	aanbod / offer		opmerkings / remarks		New Eng	1.5%		
14.08.2019	Nie beskikbaar / Not available		Geen / None					
AWEX 31.05.2019 Nasionaal/National					AWEX 05.06.2019			
AANBOD	VERKOPE	VERKOOP	BEWEGING	EMI (AU\$)	GELDEENHEID		DATUM / DATE	
OFFER	CLEARED	SOLD	MOVEMENT	MARKET INDICATOR	CURRENCY		29.05.2019	05.06.2019
28 273	25 901	71.8%	0.9%	1880	VSA / USA \$		14.81	14.71
Totale aanbod volgende week / Total offering next week					AUD \$		10.25	10.29
					EURO		16.51	16.58
± 23,600					STERLING		18.75	18.82





TOP TIEN - TOP TEN

OPPERMAN & SEUNS, FRANKFORT	2 BH	18.8	185.00 / kg	
OPPERMAN & SEUNS, FRANKFORT	1 AH	19.0	182.10 / kg	
DC MALAN, VOLKSRUST	2 AH	18.7	182.00 / kg	
WATERFALL FARMING, STUTTERHEIM	1 AH	18.0	181.00 / kg	
JR DE VILLIERS, ALIWAL NOORD/NORTH	1 BFH	18.4	177.10 / kg	
WATERFALL FARMING, STUTTERHEIM	1 BFY	17.4	176.20 / kg	
P & GS VORSTER, BARKLY-OOS/EAST	4 BH	19.5	174.50 / kg	
WATERFALL FARMING, STUTTERHEIM	3 AAMY	18.2	174.00 / kg	
BIBBEY BOERDERY, FRANKFORT	5 BH	17.6	174.00 / kg	
P GROBBELAAR & SEUNS, BETHULIE	2 BMY	18.5	173.80 / kg	

VRYSTAAT / FREE-STATE

OPPERMAN & SEUNS, FRANKFORT	2 BH	18.8	185.00 / kg	
OPPERMAN & SEUNS, FRANKFORT	1 AH	19.0	182.10 / kg	
BIBBEY BOERDERY, FRANKFORT	5 BH	17.6	174.00 / kg	
P GROBBELAAR & SEUNS, BETHULIE	2 BMY	18.5	173.80 / kg	
OPPERMAN & SEUNS, FRANKFORT	1 BS	22.6	172.10 / kg	
GERT TRUST, FAURESMTIH	2 AH	18.5	171.90 / kg	
BIBBEY BOERDERY, FRANKFORT	3 AM	21.0	170.90 / kg	
OPPERMAN & SEUNS, FRANKFORT	8 BM	21.5	170.10 / kg	
OPPERMAN & SEUNS, FRANKFORT	3 BM	20.7	170.00 / kg	
BIBBEY BOERDERY, FRANKFORT	8 YBM	19.1	169.90 / kg	






MPUMULANGA

DC MALAN, VOLKSRUST	2 AH	18.7	182.00 / kg	
SP MALAN, VOLKSRUST	3 AH	18.3	172.00 / kg	
BALTIMORE FAMILIE TRUST, CAROLINA	2 BS	22.7	168.50 / kg	
DC MALAN, VOLKSRUST	2 BM	20.4	167.10 / kg	
SP MALAN, VOLKSRUST	9 AM	20.9	165.50 / kg	
BALTIMORE FAMILIE TRUST, CAROLINA	4 BH	19.8	164.10 / kg	
TIBAYA FARMING, CAROLINA	4 BM	18.0	164.00 / kg	
BALTIMORE FAMILIE TRUST, CAROLINA	5 BM	21.6	163.80 / kg	
SP MALAN, VOLKSRUST	4 BM	19.6	162.20 / kg	
DC MALAN, VOLKSRUST	6 BM	20.8	160.10 / kg	

OOS-KAAP / EASTERN CAPE

WATERFALL FARMING, STUTTERHEIM	1 AH	18.0	181.00 / kg	
JR DE VILLIERS, ALIWAL-NOORD/NORTH	1 BFH	18.4	177.10 / kg	
WATERFALL FARMING, STUTTERHEIM	1 BFY	17.4	176.20 / kg	
P & GS VORSTER, BARKLY-OOS/EAST	4 BH	19.5	174.50 / kg	
WATERFALL FARMING, STUTTERHEIM	3 AAMY	18.2	174.00 / kg	
P & GS VORSTER, BARKLY-OOS/EAST	6 BH	19.6	169.90 / kg	
FS LAIRD-PORTCH, CATHCART	1 AM	21.1	168.10 / kg	
WATERFALL FARMING, STUTTERHEIM	3 BBM	19.6	166.10 / kg	
JB DU PREEZ, FORT-BEAUFORT	1 ANKS	18.8	166.00 / kg	
LEON STEGMANN FAMILIE, WILLOWMORE	1 BMY	17.2	165.10 / kg	



WES-KAAP / WESTERN CAPE

TOIT BROERS, RIVERSDAL/RIVERSDALE	2 BM	19.5	168.10 / kg	
TOIT BROERS, RIVERSDAL/RIVERSDALE	10 CM	18.6	161.20 / kg	
SANDHOEK VEEBOERDERY, SWELLENDAM	5 CMY	18.7	153.40 / kg	
SANDHOEK VEEBOERDERY, SWELLENDAM	7 BM	19.3	153.10 / kg	
JP KOSTER, BEAUFORT-WES/WEST	6 BM	20.0	152.10 / kg	
GVA BOERDERY BK, CALEDON	3 BM	19.6	148.00 / kg	
GVA BOERDERY BK, CALEDON	1 BH	17.4	146.00 / kg	
SANDHOEK VEEBOERDERY, SWELLENDAM	4 BM	19.1	144.20 / kg	
GVA BOERDERY BK, CALEDON	3 BMY	19.0	144.10 / kg	
COEJA BOERDERY (PTY) LTD, HEIDELBERG (K/C)	11 BM	19.4	141.10 / kg	

NOORD-KAAP / NORTHERN CAPE

SVD DE VILLIERS, NOUPOORT	2 AH	17.8	166.00 / kg	
OVK LEWENDE HAWE, HOPETOWN	1 BH	17.7	161.50 / kg	
J LOOTS, VICTORIA-WES/WEST	1 BFY	18.0	161.00 / kg	
H J VISSER FAMILIE TRUST, PHILIPSTOWN	1 BBM	20.7	156.10 / kg	
KORINGDAL BOERDERY, VICTORIA-WES/WEST	3 AMY	18.6	156.00 / kg	
KORINGDAL BOERDERY, VICTORIA-WES/WEST	1 AAFY	18.5	155.00 / kg	
WILKOT BOERDERY (EDMS), PRIESKA	3 BH	17.6	155.00 / kg	
KORINGDAL BOERDERY, VICTORIA-WES/WEST	12 AAM	20.6	151.30 / kg	
MJ VAN WYK, COLESBERG	1 CL	17.1	151.10 / kg	
SVD DE VILLIERS, NOUPOORT	2 BBH	17.8	151.00 / kg	
H J VISSER FAMILIE TRUST, PHILIPSTOWN	2 BM	19.9	151.00 / kg	
J LOOTS, VICTORIA-WES/WEST	2 BF	18.7	151.00 / kg	

GAUTENG

DOORNVLEI JERSEYS, HEIDELBERG (T)	5 BM	19.7	140.40 / kg	
RIJK PETERS MERCANTILE, PRETORIA	4 BM	21.3	132.00 / kg	
DOORNVLEI JERSEYS, HEIDELBERG (T)	1 CM	19.1	131.80 / kg	
AM AIKMAN, BRONKHORSTSPRUIT	1 BM	18.6	110.00 / kg	
DOORNVLEI JERSEYS, HEIDELBERG (T)	1 DL	17.9	108.10 / kg	
KJ LONGMAN, BRONKHORSTSPRUIT	1 BM	21.4	100.00 / kg	

KWAZULU-NATAL

AJET BOERDERY TRUST, VRYHEID	1 DL	16.6	127.50 / kg
AJET BOERDERY TRUST, VRYHEID	2 CM	20.3	111.50 / kg
AJET BOERDERY TRUST, VRYHEID	1 DM	19.2	110.20 / kg

Namens OVK, baie geluk! / On behalf of OVK, congratulations!

Pierre de Lange - Wolbemarkingsbestuurder / Wool Marketing Manager

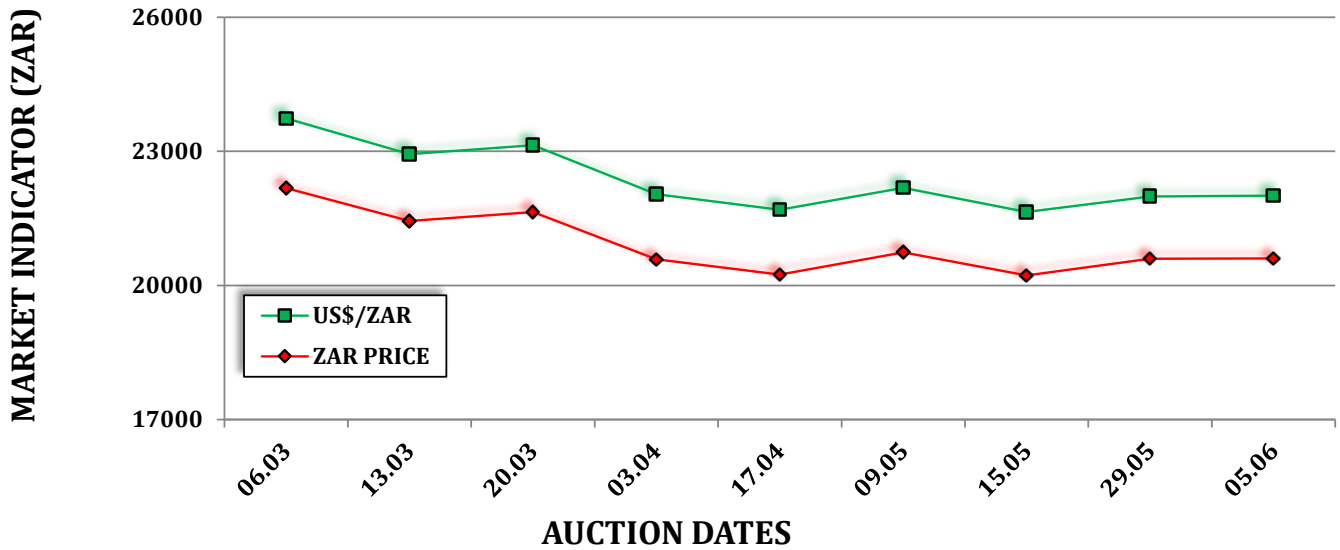


SA WOOL MARKET INDICATOR MOVEMENT IN ZAR AND US\$ TERMS

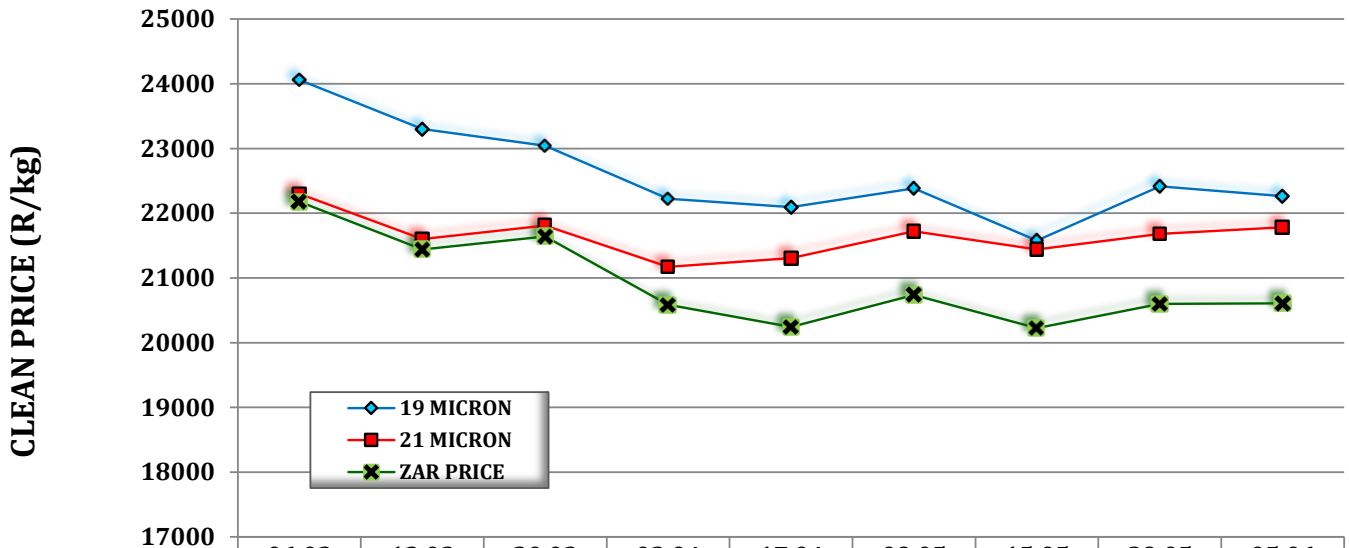
SA WOL MARKAANWYSER IN ZAR EN US\$ TERME

DATES	06.03	13.03	20.03	03.04	17.04	09.05	15.05	29.05	05.06
19 MICRON	24060	23299	23044	22224	22095	22383	21578	22414	22264
21 MICRON	22300	21602	21808	21171	21307	21722	21441	21682	21781
ZAR PRICE	22178	21442	21642	20584	20242	20739	20225	20598	20607
US\$ PRICE	1561	1496	1493	1455	1451	1444	1419	1391	1401
US\$/ZAR	14.21	14.33	14.50	14.15	13.95	14.36	14.25	14.81	14.71
CAT NO	CS25	CS26	CS27	CS28	CS30	CS31	CS32	CS33	CS34

**SA WOOL MARKET INDICATOR MOVEMENT IN ZAR AND USD TERMS
(FOR ±3 MONTHS PERIOD)**



**PRICE MOVEMENT FOR GOOD QUALITY WOOL PER MICRON :
2018/19 SEASON SOUTH AFRICAN NATIONAL SALE INDICATOR PRICE**



	06.03	13.03	20.03	03.04	17.04	09.05	15.05	29.05	05.06
19 MICRON	24060	23299	23044	22224	22095	22383	21578	22414	22264
21 MICRON	22300	21602	21808	21171	21307	21722	21441	21682	21781
ZAR PRICE	22178	21442	21642	20584	20242	20739	20225	20598	20607